

# PlateRite 8600

Thermal Plate Recorders

CTP



Innovation & Reliability

# The versatility and performance you need for your pressroom

Dainippon Screen's thermal Computer-to-Plate (CtP) solutions are unbeatable for their quality, accuracy and reliability. They consistently produce plates with a dot sharpness and registration accuracy that enable superior process control and fast make-ready times. They also offer all the benefits of easy daylight handling and exceptional production efficiency for both short and long runs.

The PlateRite 8600 series is the latest generation of Screen's PlateRite CtP recorders. The series has been re-designed for greater flexibility, and has a new look. The PlateRite 8600S is an updated, higher productivity version of the PlateRite 8600. There is also a new model offering 4000 dpi support, called the PlateRite 8600Z. Last but not least, there is the PlateRite 8600E, an economically priced, entry model. The PlateRite 8600E can be upgraded to the PlateRite 8600S in the field, which makes it perfect for customers who are just getting into CtP work, since it gives them the option to upgrade to the PlateRite 8600S when necessary to cope with increasing productivity demands.

All the PlateRite 8600 series models have a proven external-drum design and come with the option of inline punching blocks to help ensure perfect on-press register and faster make-ready. Making the move to high-quality thermal CtP has never been easier.

The newly re-designed SA-L 8800II and MA-L 8800II optional autoloaders for the new PlateRite series are already available. The SA-L 8800II and MA-L 8800II supersede the current SA-L 8800 and MA-L 8800, respectively.



## Advanced Technology

### Versatility and productivity

#### Fast, reliable thermal CtP output

The PlateRite 8600Z and PlateRite 8600S feature a 64-channel light source that makes it possible to output a blistering 22 plates per hour\* on the high-speed rotating drum. The PlateRite 8600E features a 32-channel light source; the PlateRite 8600E can output up to 14 plates an hour\*.

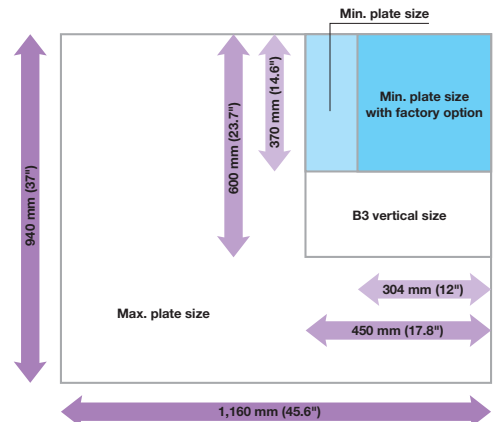
Experience the exceptional reproduction quality that only thermal plate recorders can deliver. You have a choice of several advanced models to suit all your production requirements.

\* 1,030 x 800 mm (40.5" x 31.5") plate size at 2,400 dpi

Model	PlateRite 8600Z	PlateRite 8600S	PlateRite 8600E
Plates per hour	22		14
Imaging head	64 channels		32 channels
Plate sizes	B3 to B1		


#### Suitable for a wide range of plate sizes

The PlateRite 8600Z, PlateRite 8600S, and PlateRite 8600E are suitable for use with a wide range of plate sizes, from 450 x 370 mm (17.8" x 14.6") (GTO size) to 1,160 x 940 mm (45.6" x 37"), and plate thicknesses between 0.15 and 0.3 mm (6 and 11.8 mil). They are compatible with plates up to 0.4 mm (15.7 mil) thick as a factory option. By popular request, they are now also compatible with B3 vertical size plates. As a factory option, a plate size of 304 x 370 mm (12" x 14.6") can be supported.



### Advanced external drum design

The thermal PlateRite series recorders are constructed with a reliable external drum design. This makes it possible for the drum to spin at high speeds with the imaging head positioned close to the surface of the plate. Easy maintenance of the imaging head is another key advantage of this design. Individual laser diodes can be replaced as required.

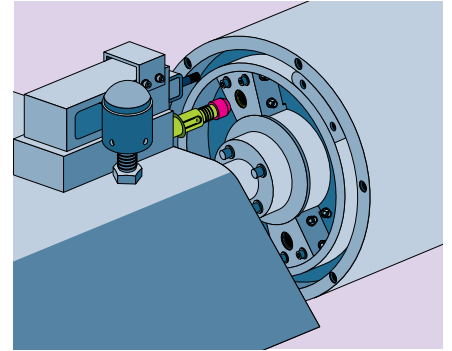


### Simple upgrade by direct replacement of parts

To meet your expanding production requirements, we have made it easy to upgrade the PlateRite 8600E to the PlateRite 8600S by simply replacing certain key parts. This eliminates excess costs and increases operating efficiency.

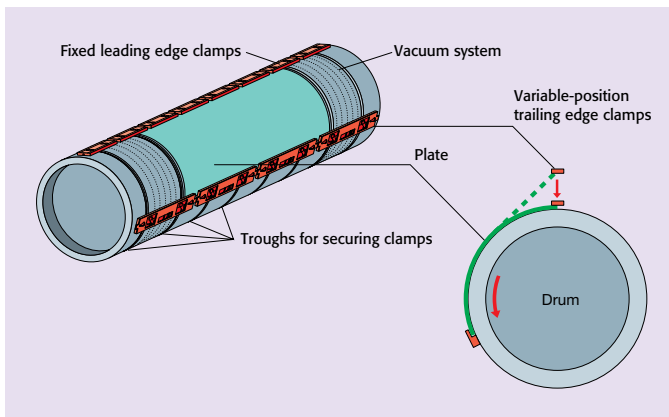
### Intelligent auto-balance system

Thanks to this auto-balance system, no manual adjustments are required for drum balance when switching to a different sized plate. All you need to do is select the plate size from the display menu and the auto-balance system automatically optimizes the balance of the recording drum.



### State-of-the-art plate-securing system


The PlateRite 8600 series recorders feature an automated clamping and vacuum system. This system can reliably and firmly secure a wide range of plate sizes, even for fast-rotation/high-speed exposure.



### Achieving very high registration accuracy with an automatic inline punching system

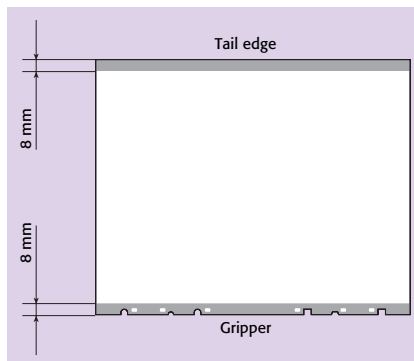
The PlateRite 8600 series recorders feature an automatic inline punching system that helps enable perfect register on press. Plates are punched by the automatic inline punching system immediately before being loaded onto the drum. Matching the punched holes with the registration pins on the drum during plate loading ensures that plates are always placed in the same position, regardless of variations in plate size or squareness, and results in very high registration accuracy.

When optional press punch blocks are used (up to 8 punch blocks can be mounted and selected according to plate size and press type), imaged plates can be loaded straight to the press. This eliminates any further manual steps, ensures high registration accuracy and creates the foundation for perfect results on press. The entire process significantly shortens press make-ready time and dramatically increases efficiency.




### Compatible with 8-mm clamps

The PlateRite 8600 series recorders support the use of 8-mm clamps as well as common 12-mm clamps. Most web offset presses require smaller clamp sizes to ensure that the maximum imaging area is made available. By supporting 8-mm clamps the PlateRite 8600 series recorders are able to cover the requirements of both web and sheet-fed offset presses.

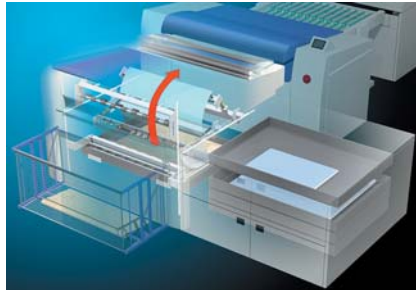





# If automated plate production is part of your plan for CTP success, the PlateRite 8600 has what you're looking for



1 A sensor moves into place to detect whether the first layer is a plate or interleaf paper.



2 Suction pads grip the backside of the plate (no contact is made with the front) and the plate is loaded into the PlateRite.



3 The same sensor is activated again to check if the next layer is a plate or interleaf paper.

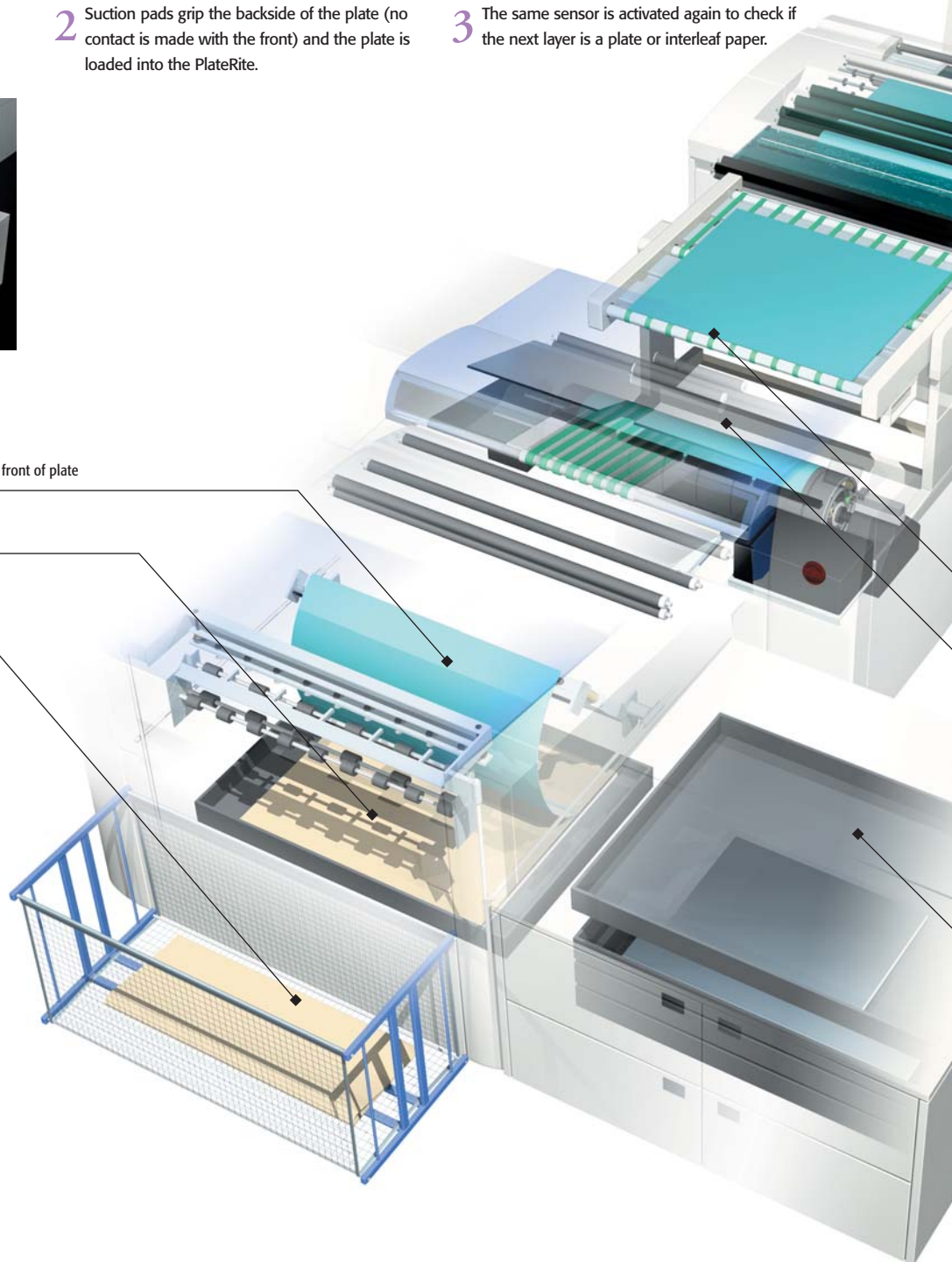


4 The interleaf paper is lifted away and ejected to an external collection box.

Innovative plate-handling system ensures no contact with front of plate

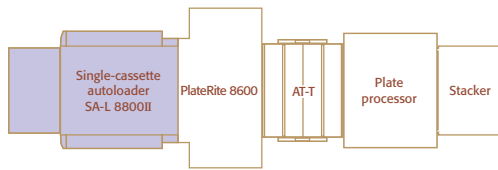
Sensor automatically detects plate/interleaf paper

External collection box for ejected interleaf paper



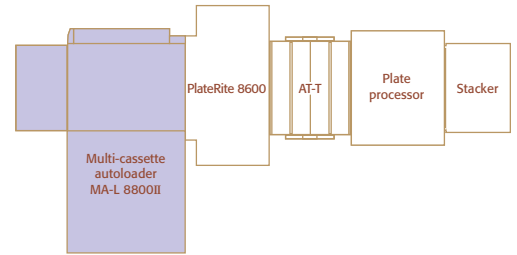
**SA-L 8800II single-cassette autoloader (option)**

The SA-L 8800II single-cassette autoloader can hold up to 100 plates. It automatically removes interleaf paper and sends it to an external collection box just before each plate is loaded. No contact is made with the sensitive emulsion side of the plate at any stage during transport, eliminating the risk of damage to the plate. Manual loading is also possible, providing the flexibility to use different sized plates whenever required.



**MA-L 8800II multi-cassette autoloader (option)**

The MA-L 8800II multi-cassette autoloader enables complete automation of the cassette changing and plate loading processes. It is attached as an extension to the single-cassette autoloader. It comes standard with three cassettes, with each cassette holding up to 100 plates. An additional two cassettes are available as an option. The use of five cassettes makes it possible to image up to 500 plates of five different sizes without operator intervention - almost 24 hours of unattended operation at 22 plates per hour!



**Processor bridge**

The AT-T processor bridge automates plate transport between the PlateRite 8600 and the inline processor. Exposed plates are moved from the PlateRite onto the bridge. The plates can then be conveyed from the bridge to the plate processor.



	PlateRite 8600
Single-cassette autoloader	SA-L 8800II
Multi-cassette autoloader	MA-L 8800II
Processor bridge	AT-T, AT-M

Processor bridge completes automated line, and is compatible with major processor types

Inline punching system (option)

MA-L 8800II

Up to 5 cassettes, each with up to 100 plates

Up to 5 different plate sizes (or all same)

Maximum of 500 plates loaded without operator intervention

# Take full advantage of CtP production with Trueflow 3

## Trueflow 3

A fully JDF-compliant PDF workflow system



Fast platesetters need the right system to drive them. Screen provides this with Trueflow 3, a fully JDF-compliant PDF workflow system that enables the control and speed required to match the performance of the PlateRite 8600.

Trueflow 3 is designed to drive flexible and highly automated computer-to-plate (CtP) production and to manage a JDF-based operating environment. Using JDF-based Job tickets, Trueflow 3 integrates everything from incoming job handling to prepress, proofing, and output for CtP.

Trueflow 3 incorporates the latest Adobe PDF interpreter, and can accept standard PDF 1.4/1.5 and PostScript data files, as well as supporting JDF ticket based workflow technologies for automated print production. Trueflow 3 automation for output-ready jobs covers every step of your production workflow, including preflight, overprint, automated trapping, imposition, multiple format output, and CIP3 PPF/CIP4 JDF.

### A fully JDF-enabled end-to-end print production workflow solution

Trueflow 3, a fully JDF-compliant PDF workflow system is the core of Trueflownet, Screen's latest innovative JDF-based print business solution.

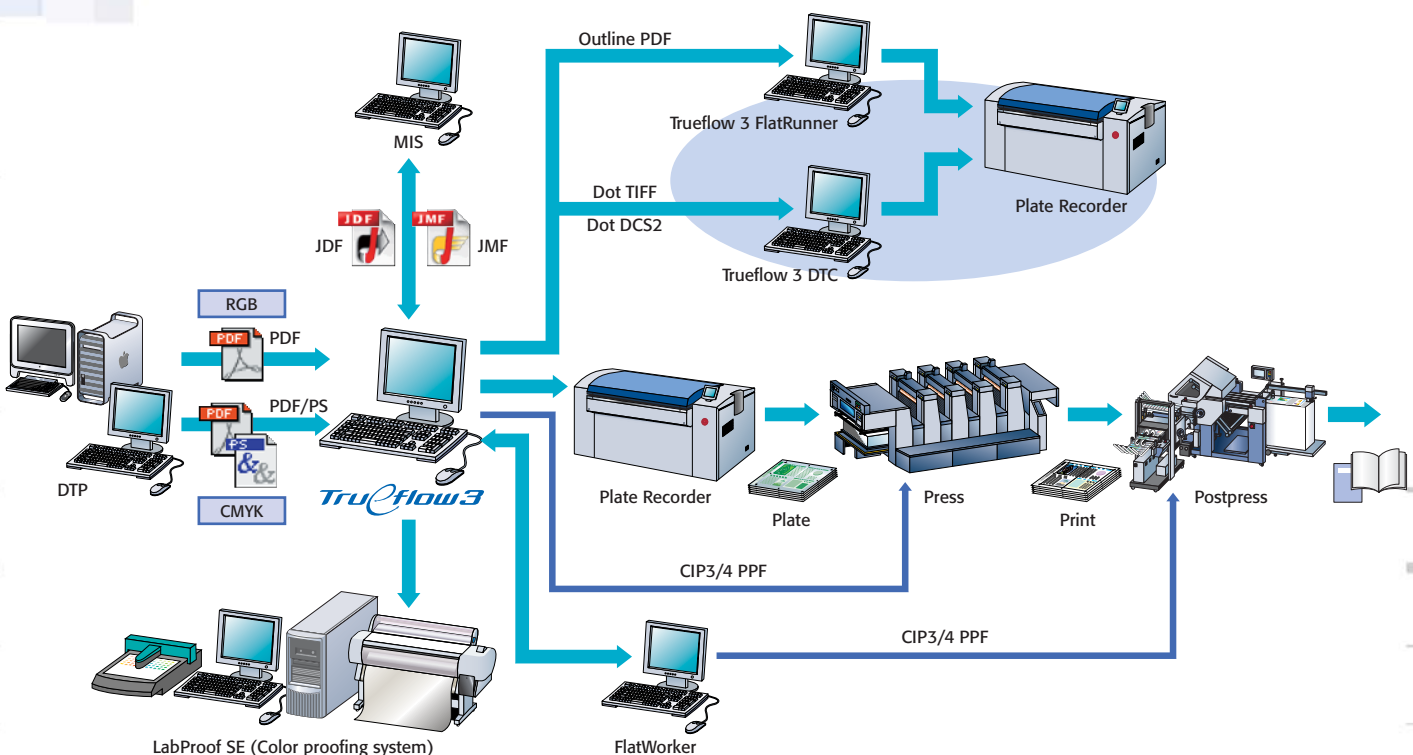
Trueflow 3 makes it possible for you to build an advanced process automation workflow for CtP production, from MIS to press and postpress processing. Trueflow 3 can generate JDF automatic processing job tickets based on information from a JDF-enabled MIS job ordering system and feed job status and processing results back to the MIS. It makes it easy for you to create a fully JDF-enabled end-to-end print production management workflow.

### JDF-based automated workflow and flexible late-binding function

Trueflow 3 offers two different automated workflow paths that use JDF technology: Hot Folders and Job Containers. These automated workflow paths provide customized automated processing for everything from initial input to final output. Trueflow 3 also features a Job workflow path for jobs with a large number of pages, which enables output processing while keeping track of multiple signatures and pages. The flexible Job workflow path is late binding, and has the advantage of allowing last-minute corrections by the page.

### Remote-site operations

With Trueflow 3, you can create quality-assured screened Outline PDF or Dot TIFF files for delivery to a remote site for proofing or output. Trueflow 3 offers remote operation solutions such as Trueflow 3 FlatRunner and Trueflow 3 Dot Tiff Controller (DTC). Trueflow 3 FlatRunner functions as an output station for Trueflow/Trueflow 3, and DTC can accept Dot TIFF files and send them to the desired output device.



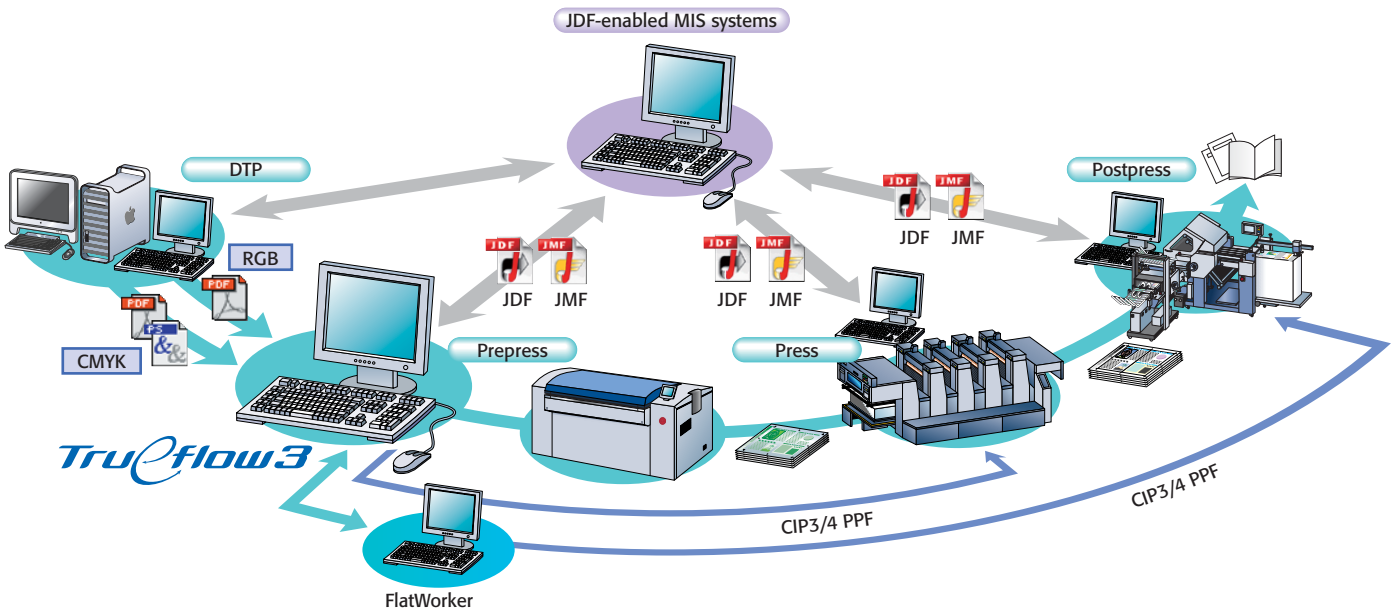


# CIP3/CIP4 support

Keeping you on the cutting edge

Trueflow 3 outputs PPF files that comply with CIP3/4 standards. These files, which use prepress data to streamline downstream processes, dramatically reduce the work involved in setting up PPF-compatible printing presses by offering automated ink key control. PPF files can also be set up to include

information for postpress devices such as binding, cutting, and folding equipment. Trueflow 3 offers all the process integration advantages of CIP3/CIP4 support.




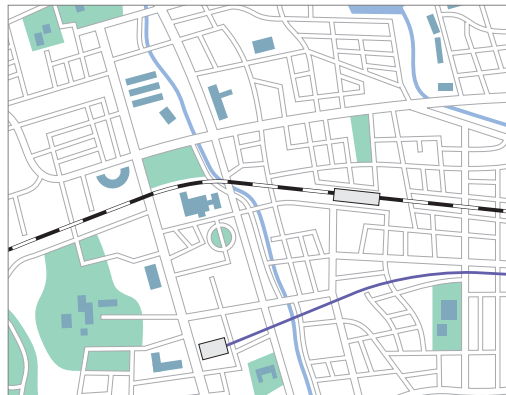
# Spekta 2

AM/FM hybrid screening




The PlateRite 8600 series supports Spekta 2. Spekta 2 combines the strengths of both conventional AM screening methods and advanced FM (stochastic) screening. This makes it possible to produce extraordinary quality with ordinary screen rulings.

All the dots in Spekta 2 screens are randomized so that moiré and visible rosette patterns can never occur. And by applying FM screening methods to highlights and shadow areas, Spekta 2 produces breathtaking detail and color completely free of jagged edges and broken lines. Spekta 2 screening and the PlateRite 8600 make an unbeatable combination.

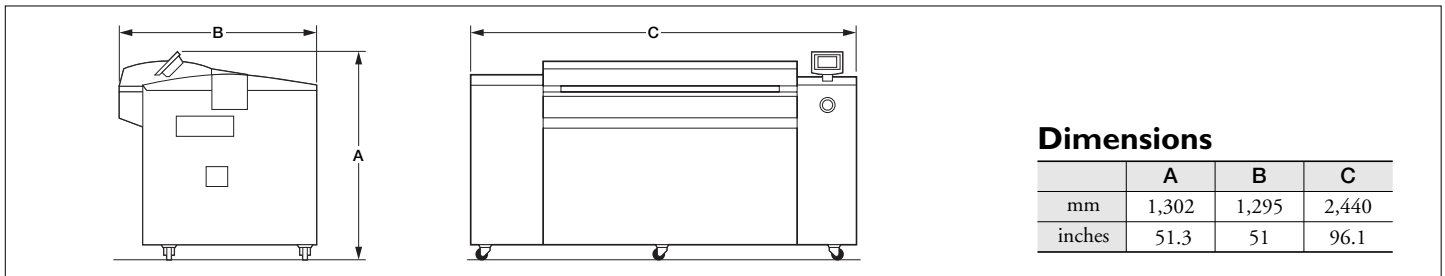


Spekta 2



AM screening

## Space requirements



### Dimensions

	A	B	C
mm	1,302	1,295	2,440
inches	51.3	51	96.1

## PlateRite 8600 specifications

Product name	PlateRite 8600Z	PlateRite 8600S	PlateRite 8600E
Recording system	External drum		
Light source	64-channel infrared laser diodes		32-channel infrared laser diodes
Plate size	Maximum 1,160 x 940 mm (45.6" x 37"); Minimum 450 x 370 mm (17.8" x 14.6")*1		
Exposure size	Maximum 1,160 x 924 mm (45.6" x 36.3") Minimum 450 x 354 mm (17.8" x 14")*2,*3		
Media	Thermal (infrared sensitive) plates		
Media thickness	0.15 to 0.3 mm (6 to 11.8 mil)*4		
Resolutions	1,200*5/2,000*5/2,400/2,438/2,540/4,000 dpi	1,200*5/2,400/2,438/2,540 dpi	
Repeatability	±5 microns*6		
Productivity	22 plates/hr (1,030 x 800 mm/40.5" x 31.5" plates) at 2,400 dpi*7		14 plates/hr (1,030 x 800 mm/40.5" x 31.5" plates) at 2,400 dpi*7
Interface	Fast PIF		
Plate transport	Semi-automatic loading (standard), Fully-automatic loading (optional), Processor bridge (optional)		
Punch systems (optional)	SCREEN, Heidelberg, Protocol, Komori, and others		
Dimensions (W x D x H)	Main unit: 2,440 x 1,295 x 1,302 mm (96.1" x 51.3"); Blower unit: 693 x 675 x 550 mm (27.3" x 26.6" x 21.7")		
Weight	Main unit: 1,150 kg (2,530 lb); Blower unit: 85 kg (187 lb)		
Power requirements	Main unit: Single phase, 200 to 240 V, +6%, -10%, 4.0 kW, 32 A (SA-L, MA-L, AT-T, AT-M, and blower unit are powered by main unit)		
Environment	Recommended: 21 to 25°C (69.8 to 77°F); Required: 18 to 26°C (64.4 to 78.8°F); Relative humidity: 40 to 70% (no condensation)		
Options	SA-L 8800II single-cassette autoloader, MA-L 8800II multi-cassette autoloader, AT-T processor bridge, AT-M processor bridge, standard optional punch, custom optional punch, optional registration punch*8, air-conditioning unit, signal tower		

\*1. Compatible with 304 x 370 mm (12" x 14.6") plate sizes as a factory option.

\*2. Use of 8-mm clamps results in 16-mm reduction of exposure size. Use of 12-mm clamps results in 24-mm reduction.

\*3. Minimum plate size 304 x 354 mm (12" x 14") with factory option.

\*4. Up to 0.4 mm (15 mil) thick as a factory option.

\*5. 1,200 dpi uses 2,400 dpi double dots. 2,000 dpi uses 4,000 dpi double dots.

\*6. Over four consecutive exposures on one plate at 23°C (73.4°F) and 60% relative humidity.

\*7. Productivity may vary depending upon media sensitivity.

\*8. Required for plate widths 590 mm (23.3") or larger, but less than 610 mm (24").

## Autoloader specifications

Model name	MA-L 8800II	SA-L 8800II
Plate transport	Fully automatic loading and automatic interleaf removal	
Cassette capacity	100 plates per cassette	100 plates
No. of cassettes	3 cassettes (standard), additional 2 cassettes (optional)	1 cassette
Cassette transport	Fully automatic	
Cleaning function	Cleaning roller (cleans both sides of plate)	
Dimensions (W x D x H)	3,213 x 1,806 x 1,295 mm (126.5" x 71.1" x 51")	1,758 x 1,806 x 1,295 mm (69.3" x 71.1" x 51")
Weight	1,250 kg (2,750 lb) Plate supply section: 530 kg (1,166 lb) / Cassette collection section: 720 kg (1,586 lb)*1	600 kg (1,320 lb)
Power	Powered by main unit	
Environment	Recommended: 21 to 25°C (69.8 to 77°F); Required: 18 to 26°C (64.4 to 78.8°F); Relative humidity: 40 to 70% (no condensation)	
Standard accessories	3 cassettes, interleaf paper collection box	Plate cassette and carrier, Interleaf paper collection box
Options	Additional plate cassettes (with cassette trays and motors)	Additional plate cassettes and carriers (with cassette dust covers)

## DAINIPPON SCREEN MFG. CO., LTD.

### HEAD OFFICE

\* Teranouchi-agaru 4-chome, Horikawa-dori, Kamigyo-ku, Kyoto, 602-8585 Japan/Phone +81-75-414-7610/Fax +81-75-414-7608

### SCREEN (USA)

\* 5110 Tollview Dr., Rolling Meadows, IL 60008, USA/Phone 847-870-7400/Fax 847-870-0149 www.screenusa.com

### DAINIPPON SCREEN (DEUTSCHLAND) GmbH

\* Mündelheimer Weg 39, 40472 Düsseldorf, Germany/Phone 0211-472701/Fax 0211-4727199/Telex 858-4438 DSDD D

### DAINIPPON SCREEN (U.K.) LTD.

\* Michigan Drive, Tongwell, Milton Keynes, Buckinghamshire MK15 8HT, UK/Phone 01908-848500/Fax 01908-848501 www.screen.co.uk

### DAINIPPON SCREEN (NEDERLAND) BV

\* Bouwenrij 46, 1185 XX Amstelveen, Holland/Phone 020-4567800/Fax 020-4567805 www.screeneurope.com

### SCREEN FRANCE

\* Z.I. Paris Nord II, 12 Rue des Chardonnerets, B.P. 50315, F-95940 ROISSY C.D.G. Cedex, France/Phone 1-48-17-86-00/Fax 1-48-17-86-01

### DAINIPPON SCREEN SINGAPORE PTE. LTD.

\* 29, Kaki Bukit View, Kaki Bukit Techpark II, Singapore 415963/Phone 67493833/Fax 67499010 www.screensp.com.sg

### DAINIPPON SCREEN (CHINA) LTD.

\* 6th Floor, 414 Kwun Tong Road, Kwun Tong, Kowloon, Hong Kong/Phone 2953-0038/Fax 2755-8683

Beijing office /Phone 010-6708-9271, 9272, 9273/Fax 010-6708-9395

Shanghai office /Phone 021-6466-4501/Fax 021-6466-4503

Guangzhou office/Phone 020-3891-1112/Fax 020-3891-1036

### DAINIPPON SCREEN (TAIWAN) CO., LTD.

\* 4F No. 126-1, Ming Tsu West Rd., Taipei, Taiwan/Phone 02-25962711/Fax 02-25914367

### DAINIPPON SCREEN (KOREA) CO., LTD.

\* 10th, Yonsei Bongeae B/D 48-5, 1Ga, Eonje-Dong, Joong-Gu, Seoul 100-161, Korea/Phone 02-7766-786/Fax 02-7766-787

### DAINIPPON SCREEN (AUSTRALIA) PTY. LTD.

\* Unit 2, 207-209 Young Street, Waterloo, NSW 2017, Australia/Phone 02-9310-1314/Fax 02-9310-3566

Internet web site : www.screen.co.jp

www.screenusa.com

www.screeneurope.com

- This brochure was made using SPEKTA 2 screening.
- Printed on recycled paper.

We reserve the right to alter product design and specifications without prior notice.